




Engraving Machine Mash Up



An art practiced since ancient times, engraving is a popular way to personalize a piece of jewelry. And there are many ways to do so – a special message, [a finish](#), [a unique pattern](#), and many more. If you've been thinking about offering some form of engraving in your store, but don't know where to begin, we can help! Decide which option fits your store best in our handy engraving machine comparison chart below.

			
	GRS GraverSmith	GRS GraverMax	GRS GraverMach
Feature	26-4013	26-4011	26-4009
Air Regulators	1 Standard	1 Precision	2 Precision
Handpiece Outlets	1	2	2
AUX Outlet for Rotary	None	1	1
Airtact Hand/Foot Control	Compatible (not included)	Compatible (not included)	Fully Integrated
Bias Control	No	Yes	Yes

Price	\$\$	\$\$\$	\$\$\$\$
Skill Level	Beginner	Intermediate	Expert
Control	Foot Pedal	Foot Pedal	Palm Driven
Handpiece Options	Ultra Fine Engraving: 26-4038 Setting & Engraving: 26-4037 Setting & Engraving: 34-2224	Ultra Fine Engraving: 26-4038 Setting & Engraving: 26-4037 Setting & Engraving: 34-2224	Ultra Fine Engraving: 26-4038 Heavy to Fine Engraving: 34-2224 Setting & Engraving: 26-4036

***Expert Note:** You can engrave or stone set with these machines because they're all pneumatic/air driven, which lessens the amount of pressure on your hands and wrists.*

Do you offer engraving in your store? What's the craziest thing a customer has asked you to engrave? Share with us in the comments below!